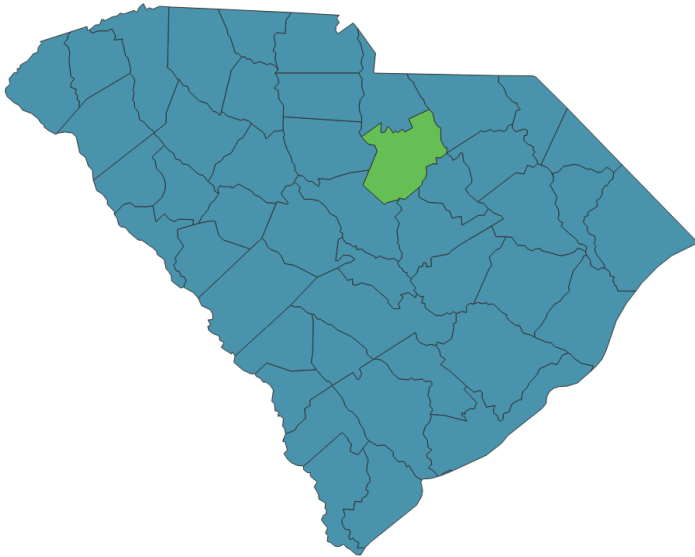


# Community Health Assessment: County Snapshot

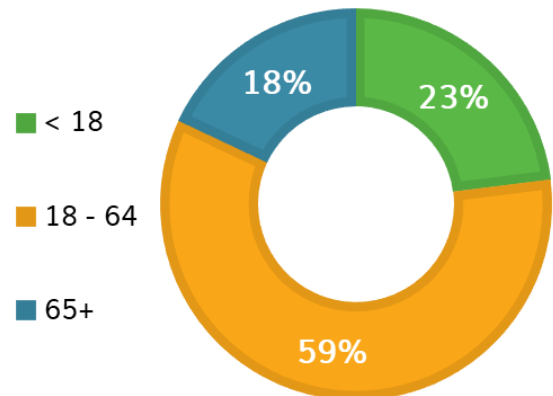
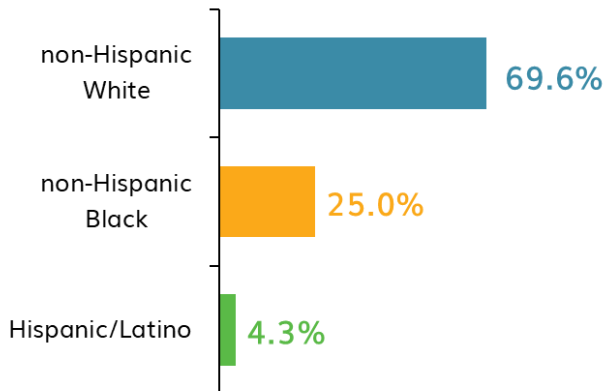


## Moving Toward a Healthier Kershaw County

Based on the 2019 County Health Rankings, Kershaw County is ranked **17th** out of 46 counties in South Carolina for health outcomes, which measures length and quality of life, and is ranked **17th** for health factors, which measures health behaviors, clinical care, social and economic factors, and physical environment.

### Kershaw County Demographics

Population = 65,036 a 5.1% increase from 2010<sup>1</sup>



**86.1%** graduated high school in 2018<sup>2</sup>



**15.3%** of the population had a disability<sup>3</sup>



Median Household Income = **\$46,565**<sup>3</sup>



**4.5%** unemployment rate<sup>4</sup>

## Leading Causes of Death<sup>1</sup>



Cancer



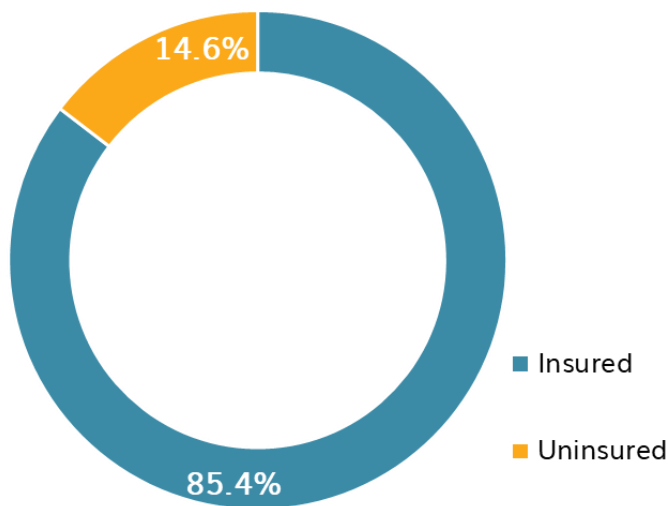
Heart Disease



Chronic Lower  
Respiratory Disease

## Access to Healthcare

Insurance Status Among Adults 18-64, 2017<sup>5</sup>



**14.3%**  
of adults delayed medical care  
due to cost<sup>7</sup>

**6.8**  
Primary care physicians per  
10,000 residents<sup>8</sup>



**3,921** avoidable  
emergency department  
visits per 100,000<sup>6</sup>



**1,458** avoidable inpatient  
hospitalizations per  
100,000<sup>6</sup>

## Maternal and Infant Health

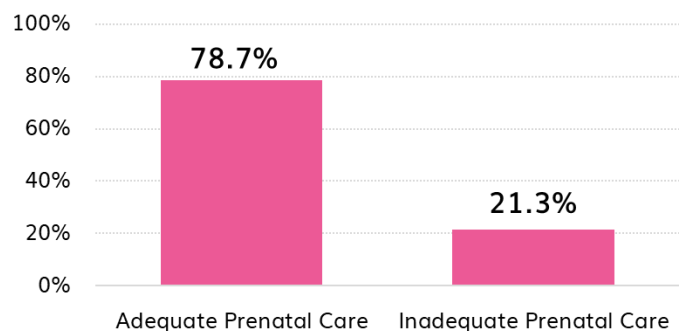


**10.5%** of infants were born  
prior to 37 weeks<sup>9</sup>



Infant mortality rate was  
**6.0** deaths per 1,000 live  
births<sup>10</sup>

Percent of Mothers Receiving Adequate  
Prenatal Care, 2015-2017<sup>9</sup>

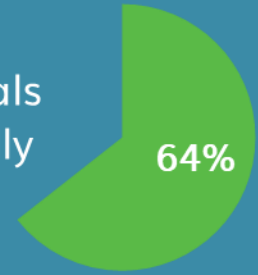


## Infectious Disease



STD incidence rate of 572.0 per 100,000 residents for chlamydia, gonorrhea, and infectious syphilis<sup>11</sup>

64% of individuals with HIV are virally suppressed<sup>11</sup>



## Chronic Disease and Risk Factors

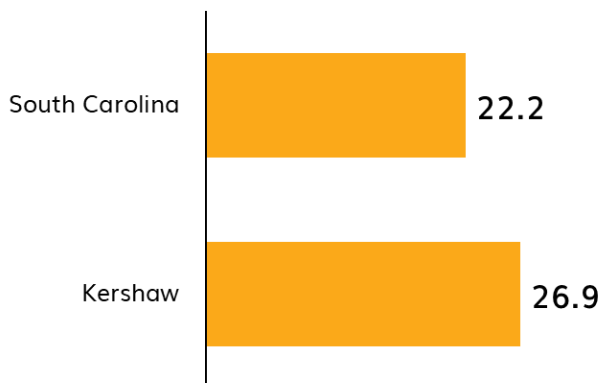
**459.1**

All cancer incidence rate per 100,000 residents<sup>12</sup>

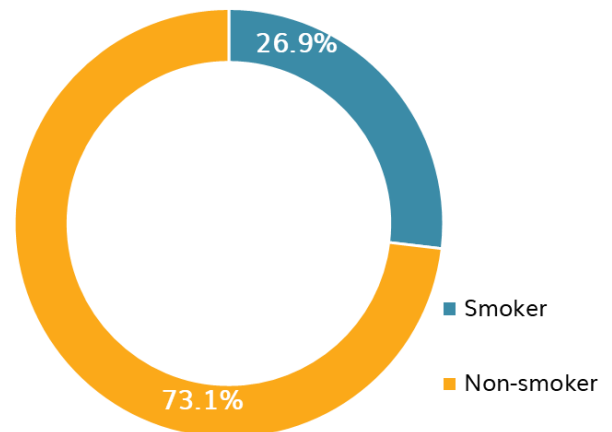
**44.6%**

Of Kershaw county adults were obese<sup>13</sup>

10-Year Stroke Mortality Rate<sup>10\*\*</sup>  
Rate per 100,000 population



Smoking Status Among Adults<sup>7</sup>



## Maternal and Infant Health

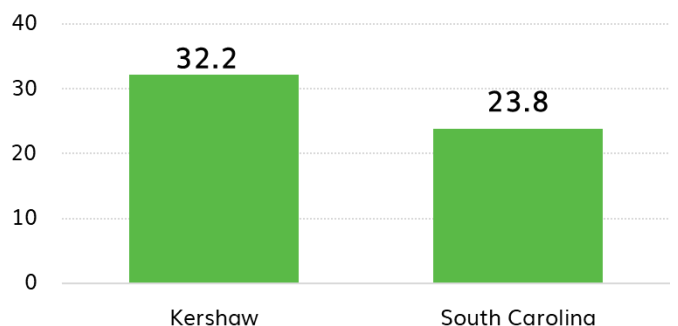


9.3% of babies were born at a low birthweight<sup>9</sup>



76.4% of mothers initiated breastfeeding at birth<sup>1</sup>

Teen Birth Rate (15-19 Years)<sup>9</sup>  
Rate per 1,000 females



## Injury



29.3 motor vehicle crash deaths per 100,000 residents<sup>14</sup>



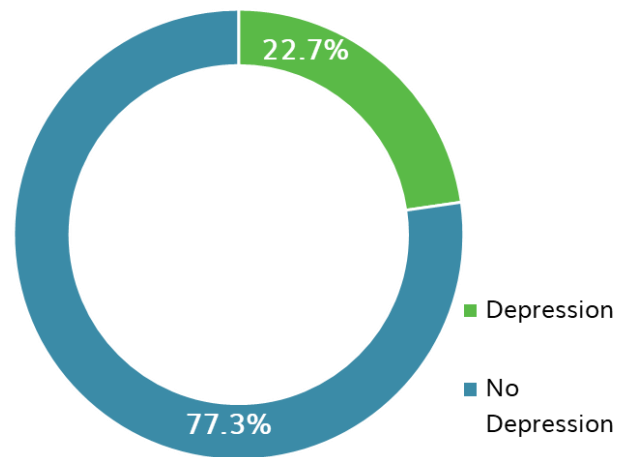
The 5-year injury death rate is 76.8 deaths per 100,000 residents<sup>1</sup>

## Behavioral Health



8.1% of adults reported binge drinking<sup>7</sup>

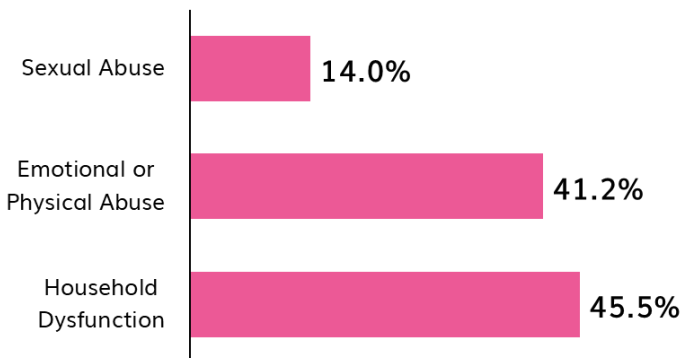
Depression Among Adults<sup>7</sup>



The 5-year drug overdose death rate is 6.4 deaths per 100,000 residents<sup>14</sup>

## Cross-Cutting

Presence of Adverse Childhood Experiences<sup>15</sup>  
*Percent*



**0.44**

Gini Value: A measure of income inequality from 0 (perfect equality) to 1 (perfect inequality)<sup>3</sup>

## References

- <sup>1</sup> SC DHEC Vital Statistics, 2017
- <sup>2</sup> SC DE Office of Research and Data Analysis, 2018
- <sup>3</sup> US Census Bureau ACS, 5-year estimates 2013-2017
- <sup>4</sup> SC Department of Employment & Workforce, 2017
- <sup>5</sup> US Census Bureau SAHIE, 2017
- <sup>6</sup> SC RFA, 2017
- <sup>7</sup> SC DHEC BRFSS, 2015-2017
- <sup>8</sup> SC Office for Healthcare Workforce, South Carolina Health Professions Data Book, 2016
- <sup>9</sup> SC DHEC Vital Statistics, 2015-2017
- <sup>10</sup> SC DHEC Vital Statistics, 2008-2017
- <sup>11</sup> SC DHEC Division of Surveillance & Technical Support, 2017
- <sup>12</sup> SC DHEC Central Cancer Registry, 2012-2016
- <sup>13</sup> SC DHEC BRFSS, 2015-2017, age-adjusted 20+
- <sup>14</sup> SC DHEC Vital Statistics, 2013-2017
- <sup>15</sup> SC DHEC BRFSS, 2014-2016

