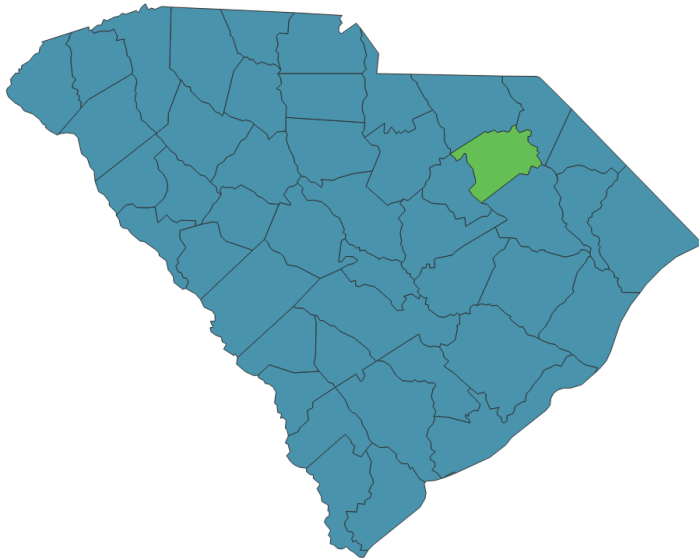


Community Health Assessment: County Snapshot

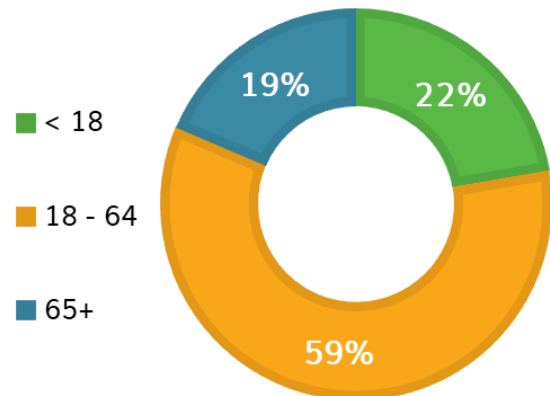
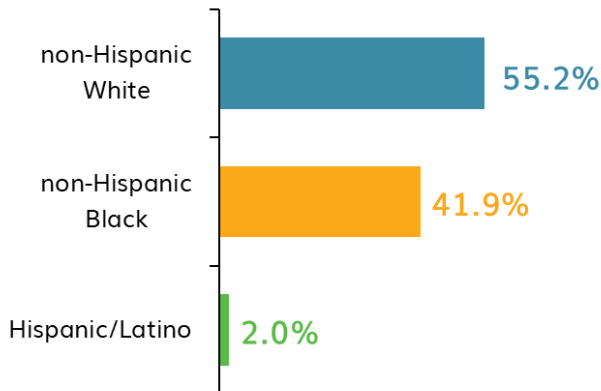


Moving Toward a Healthier Darlington County

Based on the 2019 County Health Rankings, Darlington County is ranked **38th** out of 46 counties in South Carolina for health outcomes, which measures length and quality of life, and is ranked **31st** for health factors, which measures health behaviors, clinical care, social and economic factors, and physical environment.

Darlington County Demographics

Population = 67,265 a 2.1% decrease from 2010¹



87.5% graduated high school in 2018²



20.3% of the population had a disability³



Median Household Income = **\$36,217**³



5.3% unemployment rate⁴

Leading Causes of Death¹



Heart Disease



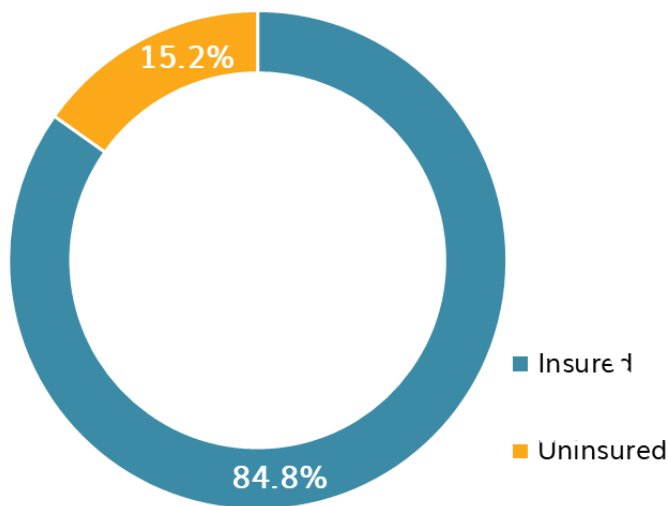
Cancer



Stroke

Access to Healthcare

Insurance Status Among Adults 18-64, 2017⁵



17.0%
of adults delayed medical care
due to cost⁷

7.4
Primary care physicians per
10,000 residents⁸



4,988 avoidable
emergency department
visits per 100,000⁶



1,800 avoidable inpatient
hospitalizations per
100,000⁶

Maternal and Infant Health

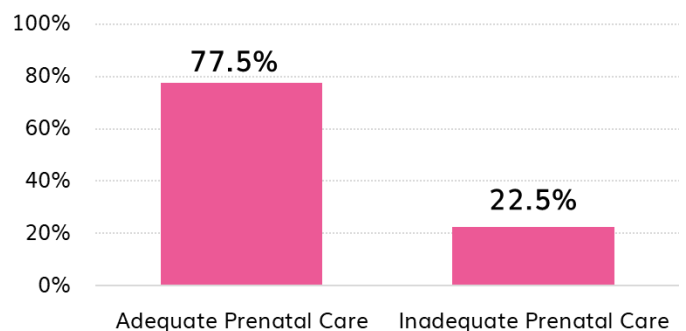


13.1% of infants were born
prior to 37 weeks⁹



Infant mortality rate was
10.0 deaths per 1,000
live births¹⁰

Percent of Mothers Receiving Adequate
Prenatal Care, 2015-2017⁹

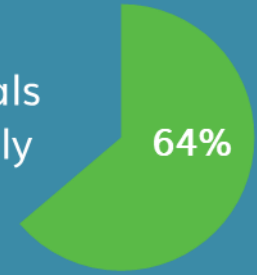


Infectious Disease



STD incidence rate of **1236.9** per 100,000 residents for chlamydia, gonorrhea, and infectious syphilis¹¹

64% of individuals with HIV are virally suppressed¹¹



Chronic Disease and Risk Factors

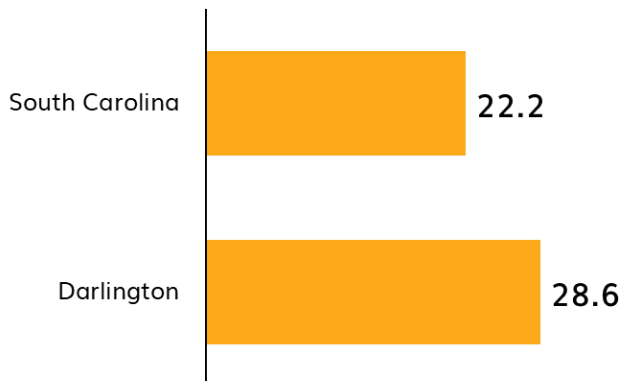
461.2

All cancer incidence rate per 100,000 residents¹²

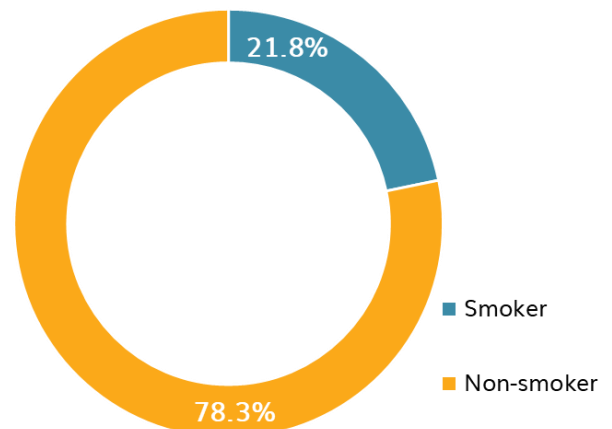
39.1%

Of Darlington county adults were obese¹³

10-Year Stroke Mortality Rate^{10**}
Rate per 100,000 population



Smoking Status Among Adults⁷



Maternal and Infant Health

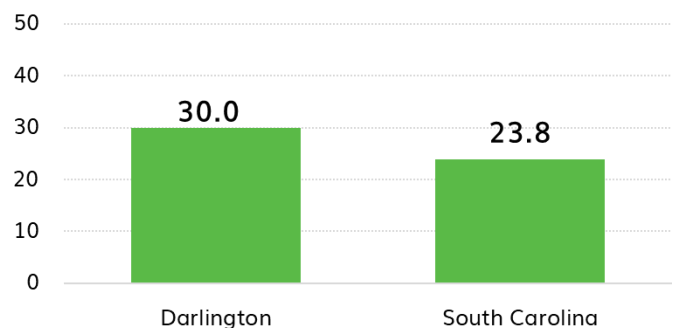


12.2% of babies were born at a low birthweight⁹



57.7% of mothers initiated breastfeeding at birth¹

Teen Birth Rate (15-19 Years)⁹
Rate per 1,000 females



Injury



29.8 motor vehicle crash deaths per 100,000 residents¹⁴



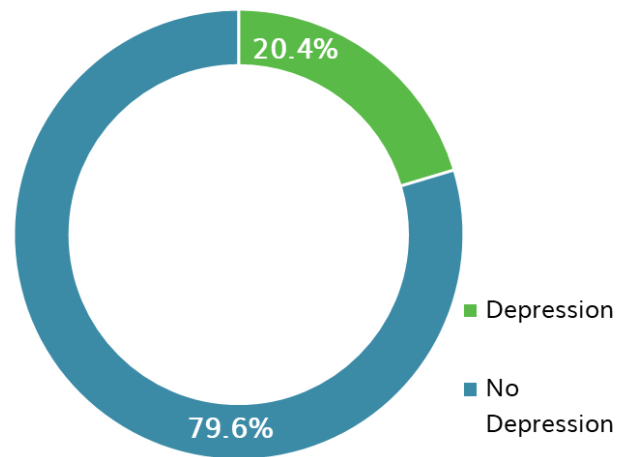
The 5-year injury death rate is 93.3 deaths per 100,000 residents¹

Behavioral Health



13.6% of adults reported binge drinking⁷

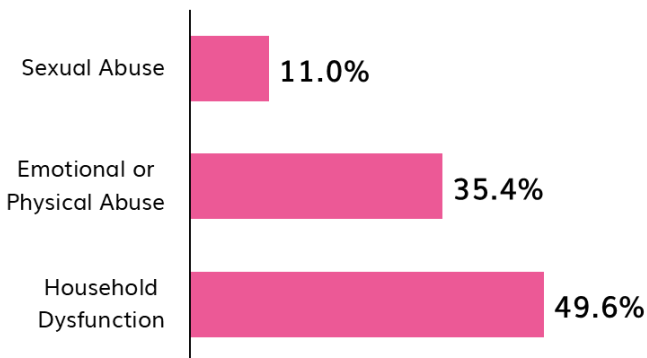
Depression Among Adults⁷



The 5-year drug overdose death rate is 11.6 deaths per 100,000 residents¹⁴

Cross-Cutting

Presence of Adverse Childhood Experiences¹⁵
Percent



0.48

Gini Value: A measure of income inequality from 0 (perfect equality) to 1 (perfect inequality)³

References

- ¹ SC DHEC Vital Statistics, 2017
- ² SC DE Office of Research and Data Analysis, 2018
- ³ US Census Bureau ACS, 5-year estimates 2013-2017
- ⁴ SC Department of Employment & Workforce, 2017
- ⁵ US Census Bureau SAHIE, 2017
- ⁶ SC RFA, 2017
- ⁷ SC DHEC BRFSS, 2015-2017
- ⁸ SC Office for Healthcare Workforce, South Carolina Health Professions Data Book, 2016
- ⁹ SC DHEC Vital Statistics, 2015-2017
- ¹⁰ SC DHEC Vital Statistics, 2008-2017
- ¹¹ SC DHEC Division of Surveillance & Technical Support, 2017
- ¹² SC DHEC Central Cancer Registry, 2012-2016
- ¹³ SC DHEC BRFSS, 2015-2017, age-adjusted 20+
- ¹⁴ SC DHEC Vital Statistics, 2013-2017
- ¹⁵ SC DHEC BRFSS, 2014-2016

