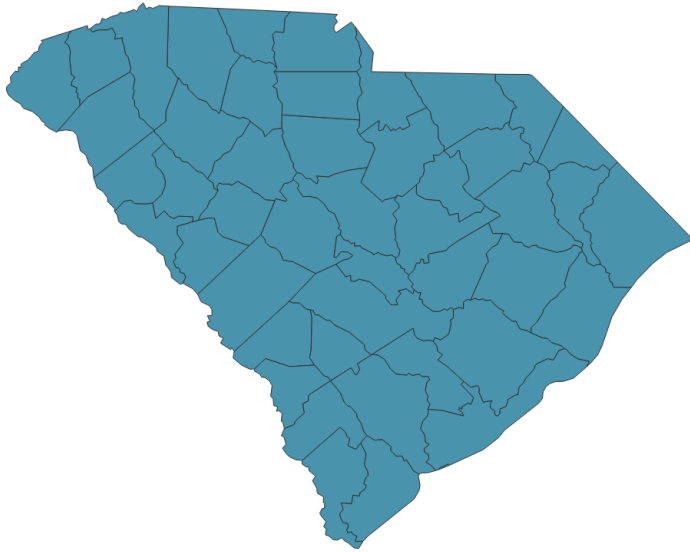


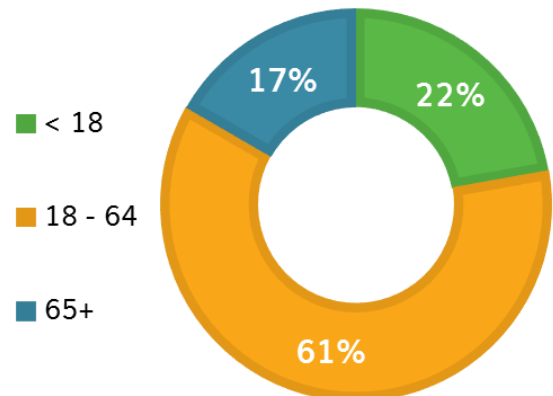
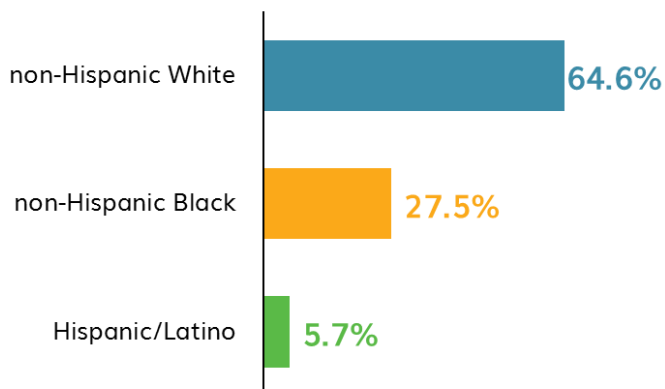
SHA/SHIP and Health Disparities



Moving Toward a Healthier South Carolina

South Carolina Demographics

Population = 5,024,369, a 8.6% increase from 2010¹



84.6% graduated high school in 2017^{2**}

14.8% of the population had a disability in 2017³

2017 Median Household Income = **\$50,570**³

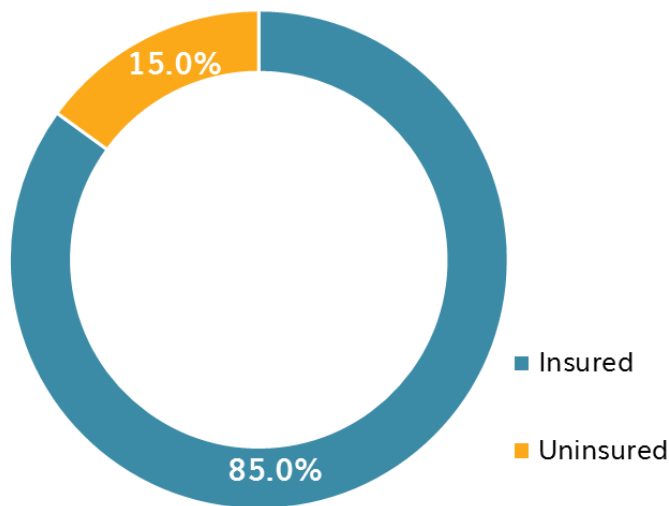
4.3% unemployment rate in 2017⁴

Leading Causes of Death¹

1. Heart Disease (10,412 deaths, 21.1% of deaths)
2. Cancer (10,346 deaths, 20.9% of deaths)
3. Unintentional Injuries (3,143 deaths, 6.4% of deaths)

Access to Healthcare

Insurance Status Among Adults 18-64, 2016⁵



15.2%
of adults delayed medical care
due to cost in 2017⁷

10.0
Primary care physicians per
10,000 residents in 2016⁸

4,362 avoidable
emergency department
visits per 100,000 in 2015⁶

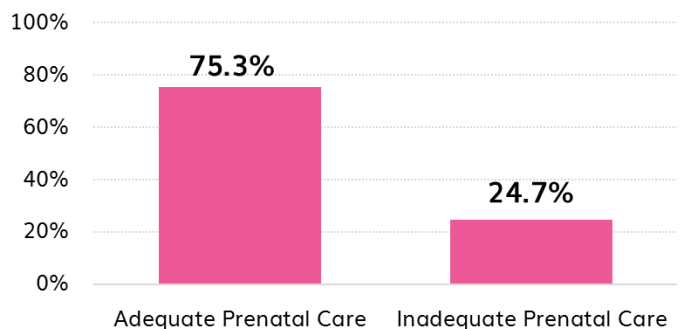
1,415 avoidable inpatient
hospitalizations per
100,000 in 2015⁶

Maternal and Infant Health

11.2% of infants were born
prior to 37 weeks in 2017¹

Infant mortality rate was
6.5 deaths per 1,000 live
births in 2017¹

Percent of Mothers Receiving Adequate
Prenatal Care, 2016¹



Infectious Disease in 2016

STD incidence rate of **787.0** per 100,000 residents for chlamydia, gonorrhea, and infectious syphilis⁹

54% of individuals with HIV are virally suppressed⁹



Chronic Disease and Risk Factors


452.8

All cancer incidence rate per 100,000 residents in 2015¹²

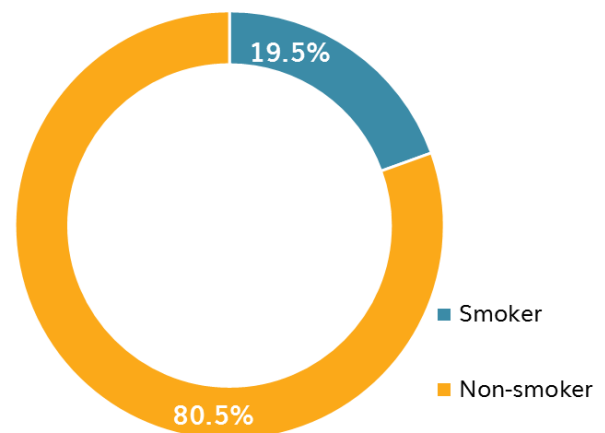
34.9%

of South Carolina adults were obese in 2017^{11**}

Stroke Mortality Rate, 2017^{1, 12**}
Rate per 100,000 population



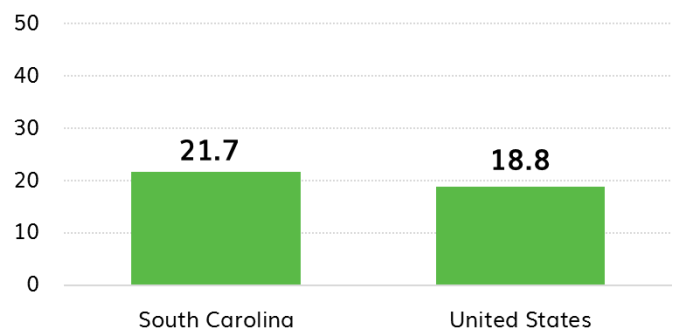
Smoking Status Among Adults, 2017^{7**}



Maternal and Infant Health

9.7% of babies were born at a low birthweight in 2017¹
77.8% of mothers initiated breastfeeding at birth in 2017¹

Teen Birth Rate, 2017^{1,12}
Rate per 1,000 live births



Injury

16.3 suicides per 100,000 residents in 2017^{1**}

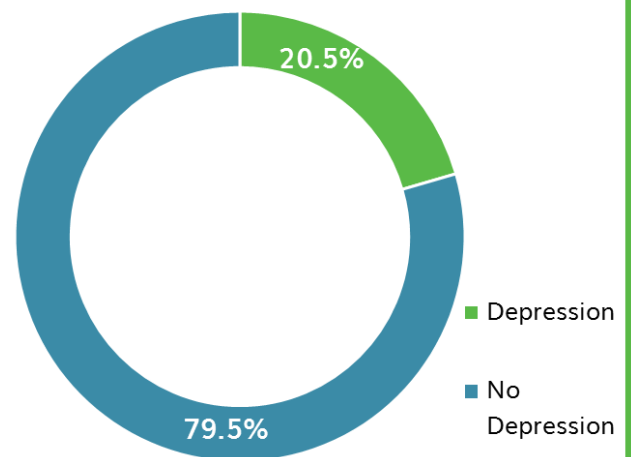
The 5-year injury death rate is **56.1** deaths per 100,000 residents¹

Behavioral Health

15.5% of adults reported binge drinking in 2017⁷

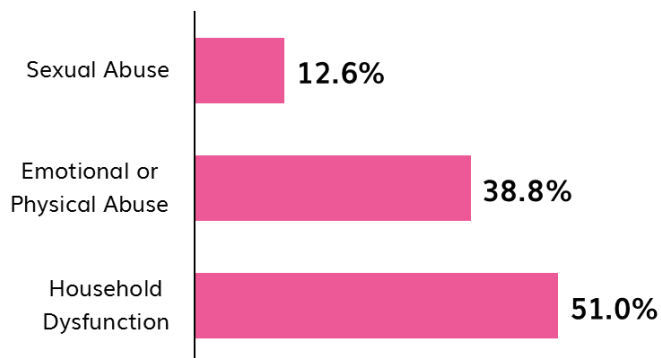
The 5-year drug overdose death rate is **14.0** deaths per 100,000 residents^{13**}

Depression Among Adults, 2017⁷



Cross-Cutting

Presence of Adverse Childhood Experiences⁷
Percent



0.47

Gini Value: A measure of income inequality from 0 (perfect equality) to 1 (perfect inequality), 2017¹⁴

References

- ¹ SC DHEC Vital Statistics, 2017
 - ² SC DE Office of Research and Data Analysis, 2017
 - ³ US Census Bureau ACS, 2017
 - ⁴ SC Department of Employment & Workforce, 2017
 - ⁵ US Census Bureau SAHIE, 2016
 - ⁶ SC RFA, 2015
 - ⁷ SC DHEC BRFSS, 2017
 - ⁸ SC Office for Healthcare Workforce, South Carolina Health Professions Data Book, 2016
 - ⁹ SC DHEC Division of Surveillance & Technical Support, 2016
 - ¹⁰ SC DHEC Central Cancer Registry, 2015
 - ¹¹ SC DHEC BRFSS, 2017, age-adjusted 20+
 - ¹² CDC NCHS, 2017
 - ¹³ SC DHEC Vital Statistics, 2012-2016
 - ¹⁴ US Census Bureau ACS, 5-year estimates 2013-2017
- ** A South Carolina State Health Improvement Plan Metric

